

V100-17-ET2 Ethernet Module

This guide provides specifications for Unitronics' communication module V100-17-ET2.


You can find additional information, such as wiring diagrams, in the product's installation guide located on the Unitronics' Setup CD and in the Technical Library at www.unitronics.com.

V100-17-ET2 (Ethernet)

Use this module to add an Ethernet port to the controller and implement communications via TCP/IP, such as MODBUS over TCP.

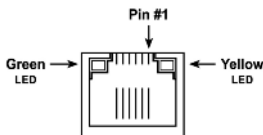
Standard Kit contents

V100-17-ET2



RJ45 Connector Pinout

Pin #	Description
1	T+ = Positive transmit signal
2	T- = Negative transmit signal
3	R+ = Positive receive signal
6	R- = Negative receive signal



Ethernet LEDs

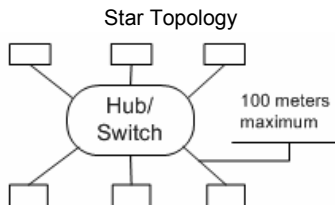
LED	Function
Green (LNK)	ON when link exists
Yellow (ACT)	Blinks during RX/TX

Ethernet Connections

Controller to hub/switch connection				Controller to controller connection			
Controller		Hub/Switch		Controller		Controller	
Pin #	Function	Pin #	Function	Pin #	Function	Pin #	Function
1	T+	1	T+	1	T+	3	R+
2	T-	2	T-	2	T-	6	R-
3	R+	3	R+	3	R+	1	T+
6	R-	6	R-	6	R-	2	T-

V100-17-ET2 Technical Specifications

Port type	RJ45
Transmission speed	10/100Mbps
Network topology	Star, based on external hub/switch
Cable type	Category 5 STP (shielded twisted pair) is recommended; UTP (unshielded twisted pair) may also be used
Drop line length	Up to 100 meters, controller to hub/switch or controller to controller.
Weight	22g (0.77 oz)



The information in this document reflects products at the date of printing. Unitronics reserves the right, subject to all applicable laws, at any time, at its sole discretion, and without notice, to discontinue or change the features, designs, materials and other specifications of its products, and to either permanently or temporarily withdraw any of the forgoing from the market.

All information in this document is provided "as is" without warranty of any kind, either expressed or implied, including but not limited to any implied warranties of merchantability, fitness for a particular purpose, or non-infringement. Unitronics assumes no responsibility for errors or omissions in the information presented in this document. In no event shall Unitronics be liable for any special, incidental, indirect or consequential damages of any kind, or any damages whatsoever arising out of or in connection with the use or performance of this information.

The tradenames, trademarks, logos and service marks presented in this document, including their design, are the property of Unitronics (1989) (R"G) Ltd. or other third parties and you are not permitted to use them without the prior written consent of Unitronics or such third party as may own them