



**WIRE DIAGRAM**

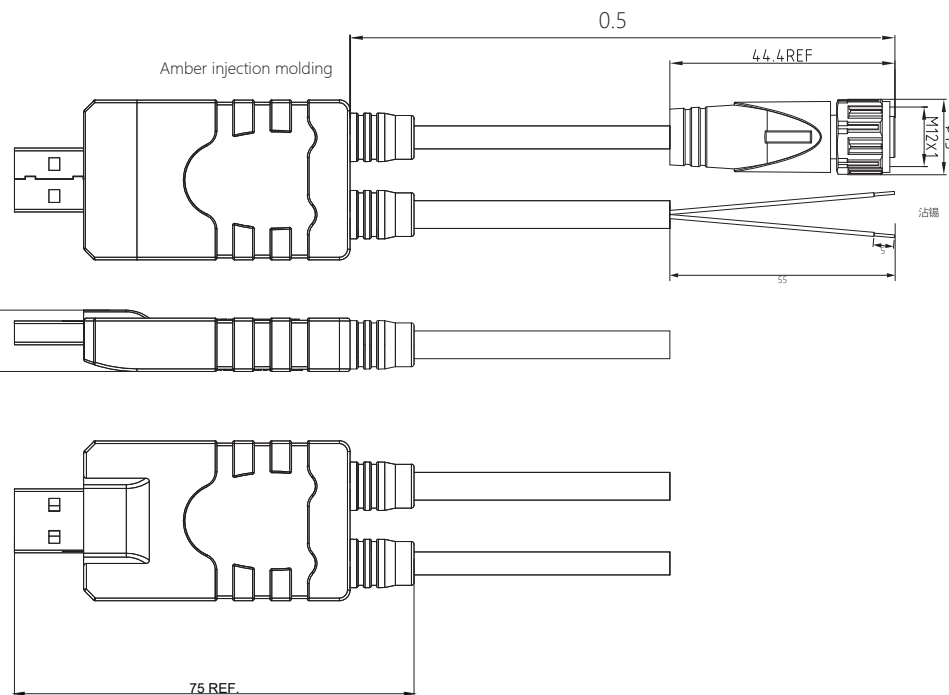


|     |      |      |             |          |
|-----|------|------|-------------|----------|
| REV | CHG. | DATE | DESCRIPTION | REVISION |
|-----|------|------|-------------|----------|

**FEMALE END VIEW**



1=BN  
3=BU  
4=BK



SOURCE DRAWING-FOR REFERENCE ONLY

|             |  |      |            |
|-------------|--|------|------------|
| APPROVED BY |  | DATE |            |
| CHECKED BY  |  | DATE |            |
| DRAWING BY  |  | DATE | 12/13/2023 |



|                                      |              |   |
|--------------------------------------|--------------|---|
| TOLERANCE UNLESS OTHERWISE SPECIFIED | CABLE LENGTH | TOLERANCE   |
|                                      | ALL LENGTHS  | +4%(OR 50mm) OF LENGTH<br>-0%(OR 0mm) OF LENGTH<br>WHICHEVER IS GREATER |
|                                      | STRIP LENGTH | TOLERANCE   |
|                                      | 0-7mm        | +1.0mm  |
|                                      | 8-29mm       | +1.5mm  |
|                                      | 30-49mm      | +2.0mm  |
| 50-69mm                              | +3.0mm       |   |
| 70-100mm                             | +4.0mm       |   |
| over 100mm                           | +5.0mm       |   |

UNITS mm

1st Angle Projection



DESCRIPTION : ADP-ULKCFG

|          |   |       |        |
|----------|---|-------|--------|
| PART NO. |   |       |        |
| REV      | A | SHEET | 1 OF 1 |