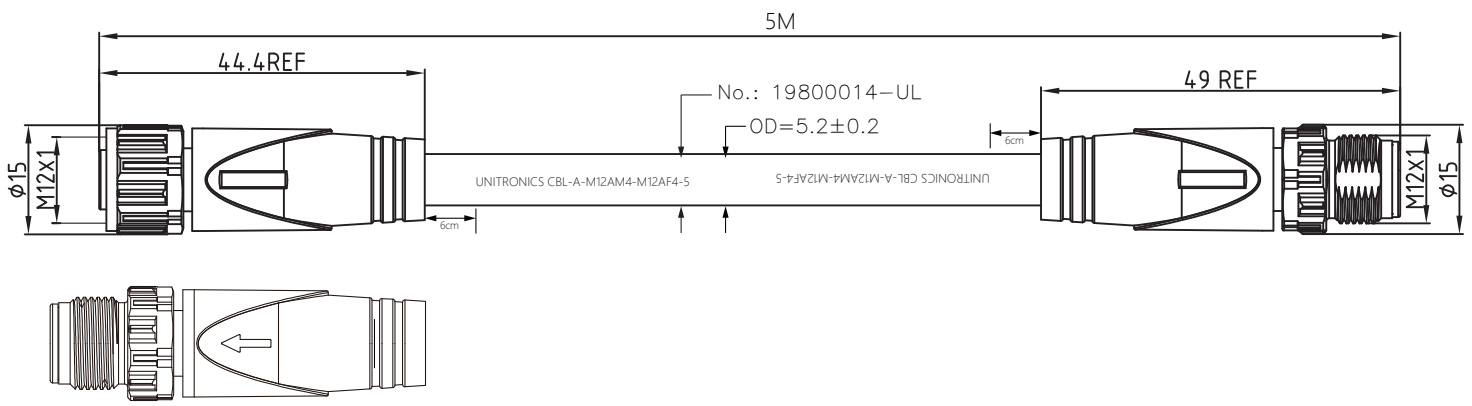
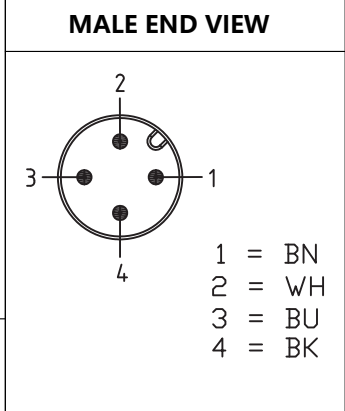
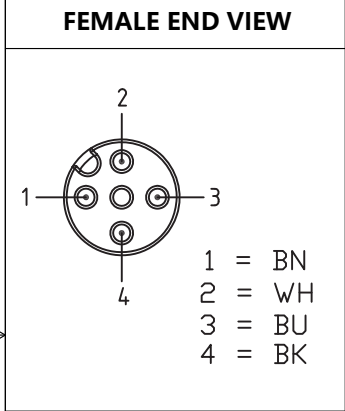



TECHNIACAL SPECIFICATIONS	
CONTACT CARRIER MATERIAL	NYLON OR TPU
MOLDED HEAD MATERIAL/COLOR	TPU/YELLOW
CONTACT MATERIAL/PLATING	BRASS/GOLD
COUPLING NUT MATERIAL/PLATING	ZINC DIE-CAST/NICKEL
RATED CURRENT	4A
RATED VOLTAGE	250V
OUTER CABLE JACKET MATERIAL/COLOR	PVC/BLACK
CONDUCTOR INSULATION MATERIAL	PVC
NUMBER OF CONDUCTORS(AWG)	4×22AWG
OPERATING TEMPERATURE	-25°C~ + 85°C
PROTECTION CLASS	IEC IP67,IN MATED CONDITION
XXXXXX	XXXXXX



REV	CHG.	DATE	DESCRIPTION	REVISION



SOURCE DRAWING-FOR REFERENCE ONLY

APPROVED BY		DATE	
CHECKED BY	ALEX	DATE	
DRAWING BY		DATE	2023.8.9
TOLERANCE UNLESS OTHERWISE SPECIFIED	CABLE LENGTH	TOLERANCE	
	ALL LENGTHS	+4%(OR 50mm) OF LENGTH -0%(OR 0mm) OF LENGTH WHICHEVER IS GREATER	
	STRIP LENGTH	TOLERANCE	
	0-7mm	±1.0mm	
	8-29mm	±1.5mm	
	30-49mm	±2.0mm	
50-99mm	±3.0mm		
70-100mm	±4.0mm		
over 100mm	±5.0mm		


**UNITRONICS®**

UNITS	mm	DESCRIPTION: CBL-A-M12AM4-M12AF4-5		
1st Angle Projection		PART NO.		
 	REV	A	SHEET	1 OF 1