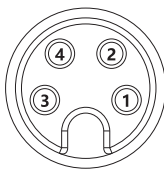


TECHNIACAL SPECIFICATIONS


CONTANCT CARRIER MATERIAL	NYLON OR TPU
MOLDED HEAD MATERRIAL/COLOUR	TPU/YELLOW
CONTACT MATERIAL/PLATING	BRASS/GOLD
COUPLING NUT MATERIAL/PLATING	ZINC DIE-CAST/NICKEL
OPERATING CURRENT	3A
OPERATING VOLTAGE	60V
OUTER CABLE JACKET MATERIAL/COLOUR	PVC/BLACK
CONDUCTOR INSULATION MATERIAL	PVC
NUMBER OF CONDUCTORS(AWG)	4×24AWG
OPERATING TEMPERATURE	-25°C~ + 85°C
PROTECTION CLASS	IEC IP67,IN MATED CONDITION

FEMALE END VIEW

MALE END VIEW

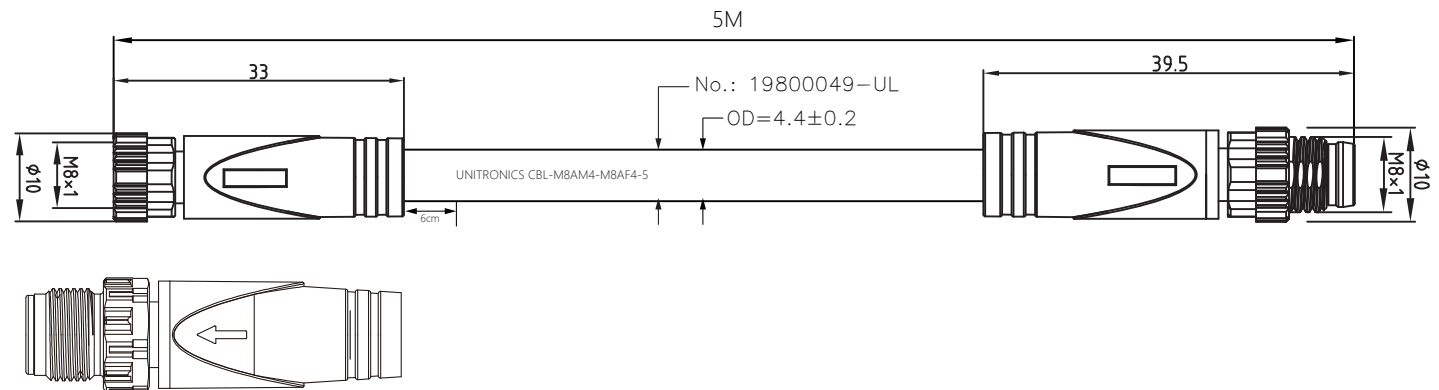


1=BN
2=WH
3=BU
4=BK



1=BN
2=WH
3=BU
4=BK

REV	CHG.	DATE	DESCRIPTION	REVISION



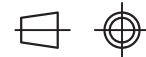
SOURCE DRAWING-FOR REFERENCE ONLY

APPROVED BY		DATE	
CHECKED BY	ALEX	DATE	
DRAWING BY	SGY	DATE	2023.8.9
TOLERANCE UNLESS OTHERWISE SPECIFIED	CABLE LENGTH	TOLERANCE	
	ALL LENGTHS	+4%(OR 50mm) OF LENGTH -0%(OR 0mm) OF LENGTH WHICHEVER IS GREATER	
	STRIP LENGTH	TOLERANCE	
	0-7mm	±1.0mm	
	8-29mm	±1.5mm	
	30-49mm	±2.0mm	
	50-99mm	±3.0mm	
70-100mm	±4.0mm		
over 100mm	±5.0mm		



UNITS mm

1st Angle Projection



DESCRIPTION: CBL-M8AM4-M8AF4-5			
PART NO.			
REV	A	SHEET	1 OF 1